

ONERack™

Universal mounting, powering and cooling system for small devices



Rack it.
Power it.
Cool it.



The advanced racking solution that doesn't void your warranty!



ONERack™ solves your most challenging racking problems


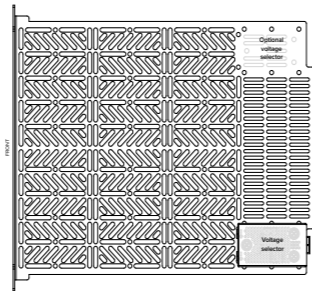
ONERack is a modular rack mount system that vastly improves installation of small devices. Convert your randomly sized, externally-powered devices from any manufacturer into slide in modules that can be designed precisely, installed quickly and serviced easily.



DESIGN it

Eliminate guesswork and wasted space. Create “as built” drawings and speed up installation.

- Offline design configuration tool
- Enjoy a 30% space advantage



RACK it

Turbocharge your installs. Multiple engineers can prepare ONERack modules simultaneously for ultra-quick installs.

- Available in 4RU, 5RU and 6 RU
- Attach your gear with screws, velcro or cables



POWER it

Eliminate wall warts and introduce dependable power for all your solutions.

- Choose between seven different voltages per module
- Dual redundant, hot-swappable power supply



COOL it

Keep a cool head! Extend system life and system reliability by using thermal management to keep your kit cool however challenging the environment.

- Push or pull cooling
- Adjustable cooling up to 225 CFM
- Super quiet fans



SERVICE it

Servicing with ONERack is a dream. Eliminate time consuming guesswork, fault finding and banish cabling spider webs forever!

- Slide out, repair, replace
- Ultra-fast hot-swappable spare replacement



WHAT ONERack USERS ARE SAYING:

“I love the versatility that the product gives us. We can mount anything to it and keep everything together in one chassis.”

American Teletimer

“My guys are amazed how well the cable management works and how simple it is to configure.”

Proxio Audio Visual

“All three ONERack products purchased are a 10 from our perspective!”

Anixter, Inc

ONErack

Universal Mounting Module

- Attach small devices using screws, velcro or cable ties
- Ultra-flexible, fully vented module pattern
- Front locking keeps your devices tight and secure

Power Supply Option

- 250w standard PSU
- 450w optional dual redundant PSU
- Service power for easy fault finding

Front Cover Option

- Three front cover options: Fan, Blank and Plexi

Cable Management

- Clean and organized cable management

Daisy Chained Power Management

- Eliminate external power supplies and clean up your rack.
- Each slot can be set at a different voltage

Chassis Options

- Chassis comes in 3 different sizes 4RU, 5RU & 6RU
- Flexible module mounting

Voltage Selector

- Selectable power for 5v, 7.5v, 9v, 12v, 13.5v 18v, and 24v
- 35w of power per selector
- Pass through option for custom power voltages
- Add more flexibility to your power using optional 2nd power selector position





CONFERENCE ROOMS


ONErack allows you to mix and match your gear up to a half-rack sized device for ultra quick installs, high reliability and easy serviceability.



MEDICAL

ONErack is the first choice for mission critical installs in healthcare facilities with high quality dual redundant power and ultra quick serviceability for installs with multiple small devices.

Mix and match all of your sources, signage players, set top boxes and video extension gear for high-end educational racks. Speed up installs, improve reliability and smarten installation.




EDUCATION




BROADCAST

ONErack is perfect to mount small items such as signal extenders or converters for broadcast applications for compact, easy to service installs. Add dual redundant power and highly efficient cooling fans for the ultimate install!



PUBLIC VENUES

ONErack makes installation of modular systems consisting of small devices from multiple vendors simple, efficient and pain-free. Add dual redundant power and we've got you covered for your mission critical installations!



LIVE EVENTS

ONErack lets you set up your gear more quickly, helps you save space in your rack and gives you total dependability what ever small devices you are using.



RESIDENTIAL

ONErack means you can now create professional looking racks for all of those small, hard to mount items as well as larger items such as set top boxes. Add to this serviceability and fault finding suddenly became super easy!



IT

Mix and match your gear up to 6RU for ultra quick installs, high reliability and easy serviceability.

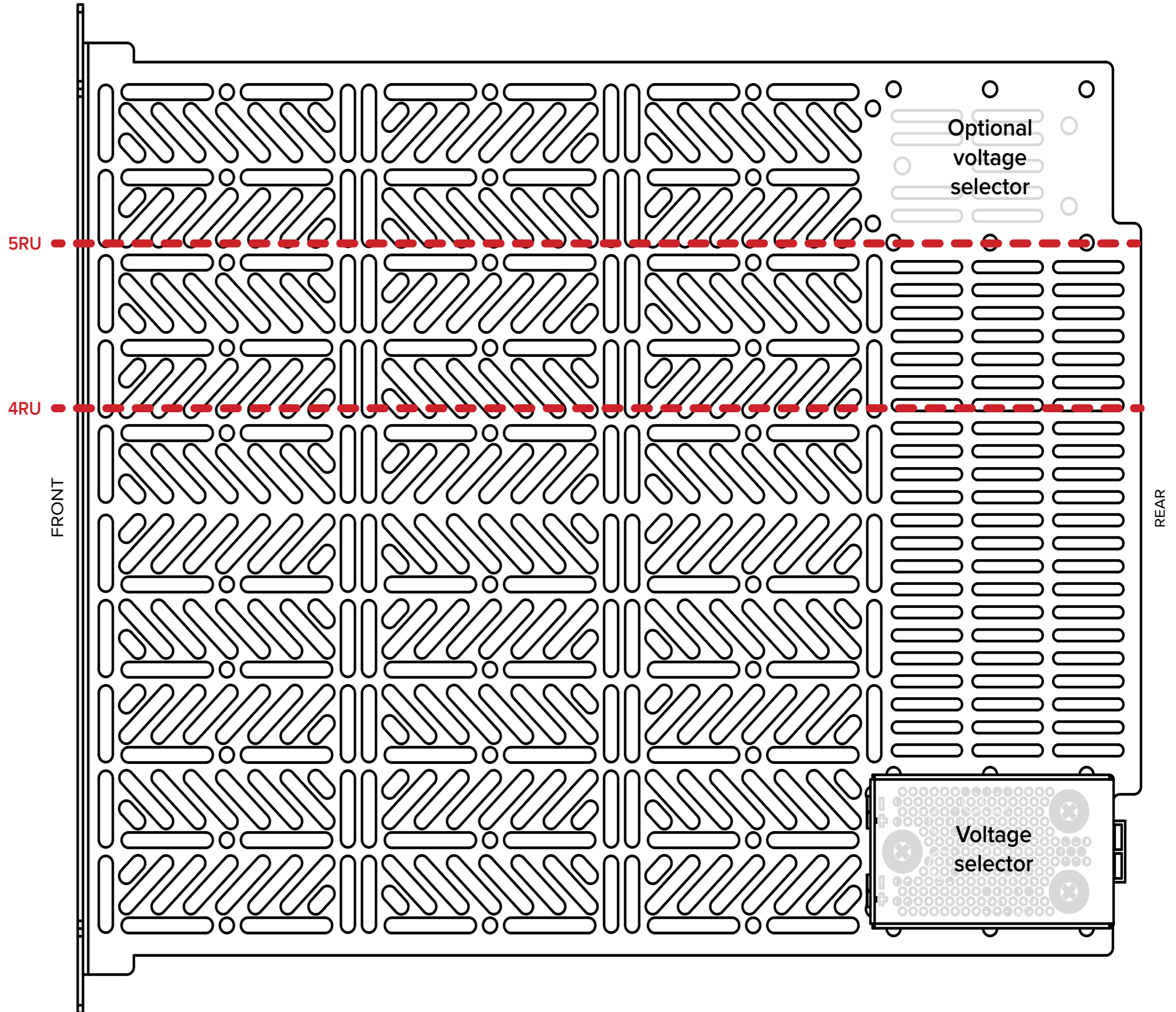
ONErack™

Configuration Tool

STEP 1


Populate each module

- ONErack is available in three sizes: 4RU, 5RU and 6RU.
- Lay your equipment on the hatched area of the module. Remember to leave space for cables.
- ONErack provides 35w of power and a single voltage per voltage selector.
- Each module can support 1 additional voltage selector, when more power or second voltage is required - just leave space for it at the top rear of the module.
- The voltage selector can support:
 - 5v @ 7A
 - 7.5w @ 4.7A
 - 9v @ 3.9A
 - 12v @ 2.9A
 - 13.5w @ 2.6A
 - 18v @ 1.9A
 - 24v @ 1.5A
 - or pass through @ 35w DC
- Question: How many modules are required to accommodate all of your devices?



STEP 2 Calculate the power for each module (Watts = Volts x Amps)


- Color in a square for every 5W of power required by the equipment on each module.
- Each voltage selector can provide up to 35W. If you require additional power, you can have up to 2 voltage selectors on each module.



Module 1	Module 2	Module 3	Module 4	Module 5	Module 6	Module 7
<div style="display: flex; flex-wrap: wrap;"> <div style="width: 25px; height: 25px; border: 1px solid black;"></div> <div style="width: 25px; height: 25px; border: 1px solid black;"></div> </div>	<div style="display: flex; flex-wrap: wrap;"> <div style="width: 25px; height: 25px; border: 1px solid black;"></div> <div style="width: 25px; height: 25px; border: 1px solid black;"></div> </div>	<div style="display: flex; flex-wrap: wrap;"> <div style="width: 25px; height: 25px; border: 1px solid black;"></div> <div style="width: 25px; height: 25px; border: 1px solid black;"></div> </div>	<div style="display: flex; flex-wrap: wrap;"> <div style="width: 25px; height: 25px; border: 1px solid black;"></div> <div style="width: 25px; height: 25px; border: 1px solid black;"></div> </div>	<div style="display: flex; flex-wrap: wrap;"> <div style="width: 25px; height: 25px; border: 1px solid black;"></div> <div style="width: 25px; height: 25px; border: 1px solid black;"></div> </div>	<div style="display: flex; flex-wrap: wrap;"> <div style="width: 25px; height: 25px; border: 1px solid black;"></div> <div style="width: 25px; height: 25px; border: 1px solid black;"></div> </div>	<div style="display: flex; flex-wrap: wrap;"> <div style="width: 25px; height: 25px; border: 1px solid black;"></div> <div style="width: 25px; height: 25px; border: 1px solid black;"></div> </div>


STEP 4 Measure the height of your gear on the module

- Mark off the position of each module on the guide rail. Remember, you can place a red rail every 3/16".



Standard PSU
(1¹¹/₁₆")

Dual Redundant PSU
(3¹/₄")



STEP 3 Calculate your overall power usage

- Add up all of the power from step 3 and place it into the box below.
- A dual redundant PSU provides 450W and a standard PSU 250W.

Power Usage



Watts



STEP 5 Choose your cover

- Available in: Plexi, Fan or Blank.



Specifications

ONERack Chassis	
Size D+H+W	4RU; 14in x 7in x 19in (366mm x 177mm x 483mm)
	5RU; 14in x 8.7in x 19in (366mm x 221mm x 483mm)
	6RU; 14in x 10.43in x 19in (366mm x 265mm x 483mm)
Weight (empty)	4RU; 6.3lbs (2.88kg),
	5RU; 7.5lbs (3.38kg),
	6RU; 8.6lbs (3.88kg)
Module weight	4RU; 0.98lbs (0.44kg),
	5RU; 1.15lbs (0.52kg),
	6RU; 1.33lbs (0.6kg)
Area per slot**	4RU; 60.1in ² (387cm ²),
	5RU; 80.9in ² (522cm ²),
	6RU; 101.6in ² (655cm ²)
Power per dock	max 35w
Power per slot	max 2x 35w (requires optional 2nd power dock)
DC Voltages per slot	5v@7A, 7.5v@4.7A, 9v@3.9A, 12v@2.9A, 13.5v@2.6A, 18v@1.9A, 24v@1.5A & Pass Thru
Pass Thru max	35 watts DC
Certifications	RoHS, CE, UL, FCC Class A
Max modules	16 (without internal PSU)

ONERack 250w Power Supply	
Size L+W+D	4RU; 12.6in x 5.67in x 1.74in (318mm x 144mm x 44mm)
	5RU; 12.6in x 7.41in x 1.74in (318mm x 188mm x 44mm)
	6RU; 12.6in x 9.14in x 1.74in (318mm x 232mm x 44mm)
Weight	4RU; 3.3lbs (1.48kg),
	5RU; 3.9lbs (1.76kg),
	6RU; 4.5lbs (2.04kg)
Main output voltage	28v DC
Main output power	250w
Fan output voltage	12v DC (2-pin 3.5 mm detachable terminal block)
Fan output power	11 watts
Fan noise	28dBA @ 1 meter
BTU	1195 BTU
Certifications	RoHS, CE, UL, FCC Class A
AC input Voltage	90-264v AC
Thermal	0° - 40° C
Outlets Available	2x 28v DC daisy chainable (rear)
	2x fan 12v DC (1x front, 1x rear)
	1x 28v DC service output (front)

ONERack 450w Dual Redundant Power Supply	
Size L+W+D	4RU; 13.8 x 6.85 x 3.66" (350 x 174 x 93mm)
	5RU; 13.8 x 8.60 x 3.66" (350 x 219 x 93mm)
	6RU; 13.8 x 10.35 x 3.66" (350 x 263 x 93mm)
Weight	4RU; 3.92kg
	5RU; 4.13kg
	6RU; 4.34kg
Main Output voltage	28v DC
Main output power	450w
Dual redundant	yes, 2x 450w front removable cartridges
Hot Swappable	yes, 2x front removable cartridges
Load sharing	yes, max 450w on main output power
Active cooling	yes, 1x fan per removable PSU cartridge
Fan output voltage	12v DC (2-pin 3.5 mm detachable terminal block)
Fan output power	11 watts
IEC inlets	2x
BTU	1706 BTU
Certifications	RoHS, CE, UL, FCC Class A
AC input Voltage	90-264v AC
Thermal	0° - 40° C
Outlets Available	2x 28v DC daisy chainable (rear)
	4x fan 12v DC (1x front, 3x rear)
	1x 28v DC service output (front)
Fault Relay	2-pin 3.5 mm detachable terminal block
	1A 30v AC/DC
	Normally open, closed on fault
	MOV arc suppression across contacts

ONERack Fan Cover, reversible	
Airflow	225 CFM max
Consumption	6w max
Speed Adjustment	100% down to 50%
Noise	39dBA – 50dBA @ 1 meter
Power	12v DC
Certifications	RoHS, CE, UL, FCC Class A

** Additional Voltage Selector requires 4.8in² (31cm²)



Rack it. Power it. Cool it. Do it with ONERack.

ONERack is a universal, powered mounting system that vastly improves rack installation of small devices. All ONERack Alliance members have one thing in common – they stand by their product warranties even after you cut the cord and leave your DC power supply behind!



See the brands formally a part of the ONERack Alliance

